



# SECTION 8 TANK TEES, MANIFOLDS AND INSTALLATION PACKAGES



## PRODUCT LINE

## PAGE

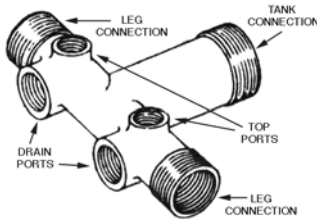
Constant Pressure System Manifolds	
304SS	8.008
No Lead Brass, Brackets	8.007
Installation Packages	
Constant Pressure, NO LEAD	8.009
Constant Pressure, Stainless Steel	8.010 A-B
Tank Crosses	
Long Cast NO LEAD Brass, Stainless Steel	8.004 A-B
Long Fabricated, NO LEAD Bronze	8.005
Long Fabricated, PVC, Galvanized	8.006
Short Cast NO LEAD Brass	8.001 A-C
Short Cast Stainless Steel	8.002
Short, PVC, Galvanized	8.003
Tank Installation Packages	
1 1/4" Bottom Discharge	8.012 A-B
1 1/4" Side Discharge	8.014 A-B
1" Bottom Discharge	8.011 A-B
1" Side Discharge	8.013 A-B
Underground	8.015






# Tank Crosses

## Short Cast No Lead Brass



### General Tank Cross Features:

- Internal and external threads reduce fittings needed & installation time.
- Reduces turbulence and waterlogging in tanks without separate air chambers.
- **NO LEAD** brass tank crosses are **third party certified to NSF/ANSI 372**.



CHT100FBSNL

CHT125BSNL

**NO LEAD BRASS Short Cast Crosses w/ 1 drain & 2 or 3 top ports.**



Part Number	Overall Length	Tank Conn.	Leg Conn.	Drain Ports Size (Qty)	Top Ports Size (Qty)	Material	USA or Import	Ctn Qty
CHT100FBSNL	2 1/2"	1" fpt	1" X 3/4"	3/4" (1)	1/4" (2)	NL Brass	Import	5/40
CCAT100BSNL	4 1/4"	1" x 3/4"	1" x 3/4"	1/2" (1)	1/4" (2), 1/2" (1)	NL Brass	Import	4/40
CHC125BNL	4 1/4"	1 1/4" x 1"	1" x 3/4"	1/2" (1)	1/4" (3)	NL Bronze	USA	12
CHC12550BSNL	4 1/2"	1 1/4" x 1"	1" x 3/4"	3/4" (1)	1/4" (2)	NL Brass	Import	5/40
CHT125BSNL	3 3/4"	1 1/4" x 1"	1 1/4" x 1"	3/4" (1)	1/4" (2)	NL Brass	Import	5/30
CIC125BSNL	4 1/4"	1 1/4" x 1"	1" x 3/4"	3/4" (1)	1/4" (2), 1/2" (1)	NL Brass	Import	4/40



**NO LEAD BRASS Short Cast Crosses with 2 drain & 2 top ports.**



Part Number	Overall Length	Tank Conn.	Leg Conn.	Drain Ports Size (Qty)	Top Ports Size (Qty)	Material	USA or Import	Ctn Qty
CICS100BNL	4 3/4"	1"	1" x 3/4"	1/2" (2)	1/4" (2)	NL Bronze	USA	12
CICS100BSENL	4 1/2"	1" x 3/4"	1" x 3/4"	1/2" (2)	1/4" (2)	NL Brass	Import	4/24
CIC3125BNL	5"	1 1/4" x 1"	1 1/4" x 1"	3/4" (2)	1/4" (2)	NL Bronze	USA	12
CIC3125BSENL	4 1/2"	1 1/4" x 1"	1 1/4" x 1"	3/4" (2)	1/4" (2)	NL Brass	Import	4/24
CIC71250BSNL	4 1/2"	1 1/4" x 1"	1" x 3/4"	1/2" (2)	1/4" (2)	NL Brass	Import	5/40
CIC712BNL	4"	1 1/4" x 1"	1" x 3/4"	3/4" (2)	1/4" (2)	NL Bronze	USA	12



**NO LEAD BRASS Short Cast Crosses with Union Disconnect**

- Metal to metal ball joint leak proof seal.



Part Number	Overall Length	Tank Conn.	Leg Conn.	Drain Ports Size (Qty)	Top Ports Size (Qty)	Material	USA or Import	Ctn Qty
CICS100BSUENL	5 1/2"	1"	1"x3/4"	1/2" (2)	1/4" (2)	NL Brass	Import	4/24
CICS125BSUENL	5 1/2"	1 1/4"x 1"	1 1/4" x 1"	3/4" (2)	1/4" (2)	NL Brass	Import	4/24



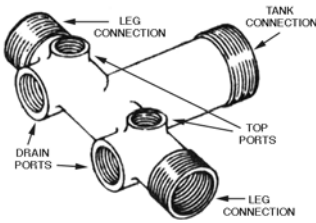
**www.cbsupplies.ca**  
 Phone: (866) 503-5523 Fax: (888) 562-2095  
 AGI@cbsupplies.ca





# Tank Crosses

## Short Cast No Lead Brass



### General Tank Cross Features:


- Internal and external threads reduce fittings needed & installation time.
- Reduces turbulence and waterlogging in tanks without separate air chambers.
- **NO LEAD** brass tank crosses are **Third party certified to NSF/ANSI 372.**



**NO LEAD BRASS** Short cast crosses  
Use with Flexcon Flex-Lite Series, WellMate Tanks




Part Number	Overall Length	Tank Conn.	Leg Conn.	Drain Ports Size (Qty)	Top Ports Size (Qty)	Material	USA or Import	Ctn Qty
CWM100BSNL	4 1/2"	1" (FIP)	1"x3/4"	1/2" (2)	1/4" (2)	NL Brass	Import	5/40
CWM125BSNL	4 3/4"	1 1/4" (FIP)	1 1/4"x1"	3/4" (2)	1/4" (2)	NL Brass	Import	4/32
CICS736BSNL	2 1/2"	1 1/4" MIP x 1" FIP	1"x3/4"	1/2" (2)	1/4" (2)	NL Brass	Import	5/40



**NO LEAD BRASS** Short cast female union tank crosses  
Use with Flexcon "Flex-Lite" Series, WellMate Tanks.  
FPT brass union w/ American Standard Buna-N o-ring.

- 1" uses AS 568-212 o-ring
- 1 1/4" uses AS 568-320 o-ring.



Part Number	Overall Length	Tank Conn.	Leg Conn.	Drain Ports Size (Qty)	Top Ports Size (Qty)	Material	USA or Import	Ctn Qty
CICS100BSFTUNL	4"	1" fpt union	1" x 3/4"	1/2" (2)	1/4" (2)	NL Brass	Import	4/32
CICS1251BSFTUNL	4"	1 1/4" fpt union	1" x 3/4"	1/2" (2)	1/4" (2)	NL Brass	Import	4/32
CICS125BSFTUNL	4"	1 1/4" fpt union	1 1/4" x 1"	3/4" (2)	1/4" (2)	NL Brass	Import	4/24



**NO LEAD** Short Cast Quick Connect (w/ Buna-N o-ring)  
Crosses With alignment tabs for use with Well Mate "Quick Connect" Series Tanks.

- 1" and 1 1/4" uses AS568-220 o-ring.



Part Number	Overall Length	Tank Conn.	Leg Conn.	Drain Ports Size (Qty)	Top Ports Size (Qty)	Material	USA or Import	Ctn Qty
CWM100BSQCNL	5"	Quick Connect	1" x 3/4"	1/2" (2)	1/4" (2)	NL Brass	Import	2/24
CWM125BSQCNL	5"	Quick Connect	1 1/4" x 1"	3/4" (2)	1/4" (2)	NL Brass	Import	2/24

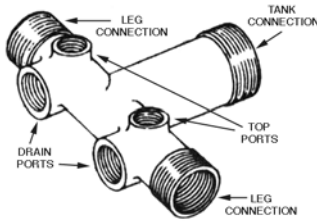


**www.cb-supplies.ca**  
Phone: (866) 503-5523 Fax: (888) 562-2095  
AGI@cb-supplies.ca





# Tank Crosses - Short Cast NO LEAD Brass



## General Tank Cross Features:

- Internal and external threads reduce fittings needed & installation time.
- Reduces turbulence and waterlogging in tanks without separate air chambers.
- **NO LEAD** brass tank crosses are **Third party certified to NSF/ANSI 372.**



**NO LEAD BRASS** Short cast crosses  
for use with Flexcon Well-Rite, Online Series



Part Number	Overall Length	Tank Conn.	Leg Conn.	Drain Ports Size (Qty)	Top Ports Size (Qty)	Material	USA or Import	Ctn Qty
CFC100BSNL	4 1/2"	1" Union Th.	1" x 3/4"	1/2" (2)	1/4" (2)	NL Brass	Import	5/40
CFC125BSNL	4 1/2"	1 1/4" Union Th.	1 1/4" x 1"	3/4" (2)	1/4" (2)	NL Brass	Import	5/30



**NO LEAD BRASS** Compact cast crosses  
with 1 drain & 2 top ports

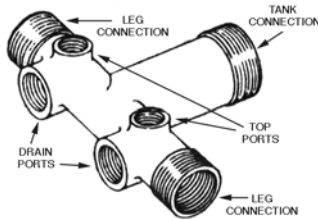


Part Number	Overall Length	Tank Conn.	Leg Conn.	Drain Ports Size (Qty)	Top Ports Size (Qty)	Material	USA or Import	Ctn Qty
TM100BSNL	2 1/2"	1" (FIP)	1" (FIP)	1/2" (1)	1/4" (2)	NL Brass	Import	5/50
TM125BSNL	3"	1 1/4" (FIP)	1 1/4" (FIP)	3/4" (1)	1/4" (2)	NL Brass	Import	5/50



# Tank Crosses

## Short Cast Stainless Steel



### General Tank Cross Features:

- Internal and external threads reduce fittings needed & installation time.
- Reduces turbulence and waterlogging in tanks without separate air chambers.
- 304 Cast Stainless Steel.
- Stainless Steel tank crosses are **third party certified to NSF/ANSI 372.**



**304 Stainless Steel Short Cast Crosses with 2 drain & 2 top ports.**



Part Number	Overall Length	Tank Conn.	Leg Conn.	Drain Ports Size (Qty)	Top Ports Size (Qty)	Material	USA or Import	Ctn Qty
CICS100SS	4 1/2"	1"	1" x 3/4"	1/2" (2)	1/4" (2)	304 Stainless	Import	5/40
CICS125SS	4 1/2"	1 1/4"	1 1/4" x 1"	3/4" (2)	1/4" (2)	304 Stainless	Import	4/24



### 304 Stainless Steel Short Cast Crosses with Union Disconnect

- PTFE captive gasket seal ring on 304 SS crosses.



Part Number	Overall Length	Tank Conn.	Leg Conn.	Drain Ports Size (Qty)	Top Ports Size (Qty)	Material	USA or Import	Ctn Qty
CICS100SSU	5 1/2"	1"	1" x 3/4"	1/2" (2)	1/4" (2)	304 Stainless	Import	4/24
CICS125SSU	5 3/4"	1 1/4" x 1"	1 1/4" x 1"	3/4" (2)	1/4" (2)	304 Stainless	Import	4/24



### 304 Stainless Steel Short cast crosses Use with Flexcon Flex-Lite Series, WellMate Tanks



Part Number	Overall Length	Tank Conn.	Leg Conn.	Drain Ports Size (Qty)	Top Ports Size (Qty)	Material	USA or Import	Ctn Qty
CWM100SS	4 3/4"	1" (FIP)	1" x 3/4"	1/2" (2)	1/4" (2)	304 Stainless	Import	5/40
CWM125SS	4 3/4"	1 1/4" (FIP)	1 1/4" x 1"	3/4" (2)	1/4" (2)	304 Stainless	Import	4/32



### 304 Stainless Steel Short cast female union tank crosses

Use with Flexcon "Flex-Lite" Series, WellMate Tanks. FPT 304 Stainless Steel union w/ American Standard Buna-N o-ring.

- 1" uses AS 568-212 o-ring
- 1 1/4" uses AS 568-320 o-ring.



Part Number	Overall Length	Tank Conn.	Leg Conn.	Drain Ports Size (Qty)	Top Ports Size (Qty)	Material	USA or Import	Ctn Qty
CICS100SSFTU	4"	1" fpt union	1" x 3/4"	1/2" (2)	1/4" (2)	304 Stainless	Import	4/32
CICS1251SSFTU	4"	1 1/4" fpt union	1" x 3/4"	1/2" (2)	1/4" (2)	304 Stainless	Import	4/32
CICS125SSFTU	4"	1 1/4" fpt union	1 1/4" x 1"	3/4" (2)	1/4" (2)	304 Stainless	Import	4/24



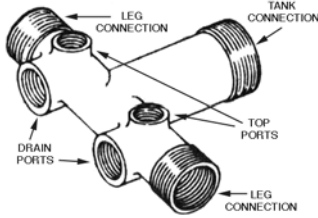
**www.cbsupplies.ca**  
 Phone: (866) 503-5523 Fax: (888) 562-2095  
 AGI@cbsupplies.ca





# Tank Crosses

## Short, PVC, Galvanized



### General Tank Cross Features:

- Internal and external threads reduce fittings needed and installation time.
- Reduces turbulence and waterlogging in tanks without separate air chambers.
- Injected molded PVC, galvanized ductile iron.
- Crosses are **third party certified to NSF/ANSI 372.**



### Short Cast Crosses with 1 drain and 3 top ports.

**\* DO NOT USE PTFE THREAD SEAL TAPE WITH PVC TANK CROSS APPLICATIONS. USE THREAD SEAL PASTE WITH OUT PTFE FOR PLASTIC THREADS ONLY.**



Part Number	Overall Length	Tank Conn.	Leg Conn.	Drain Ports Size (Qty)	Top Ports Size (Qty)	Material	USA or Import	Ctn Qty
CIC125	4 1/4"	1 1/4" x 1"	1" x 3/4"	3/4" (1)	1/4" (2), 1/2" (1)	PVC*	USA	100



### Short cast galvanized crosses with one drain, two top ports



Part Number	Overall Length	Tank Conn.	Leg Conn.	Drain Ports Size (Qty)	Top Ports Size (Qty)	Material	USA or Import	Ctn Qty
HC100G	3 3/4"	1" (FIP)	1" (FIP)	1/2" (1)	1/4" (2)	Ductile Iron	Import	30
HC10075G	4"	1" (FIP)	1" (FIP)	3/4" (1)	1/4" (2)	Ductile Iron	Import	40
HC125G	3 3/4"	1 1/4" (FIP)	1 1/4" (FIP)	1/2" (1)	1/4" (2)	Ductile Iron	Import	24
HC12575G	4"	1 1/4" (FIP)	1 1/4" (FIP)	3/4" (1)	1/4" (2)	Ductile Iron	Import	25



### Short cast galvanized crosses with one drain, two top ports



Part Number	Overall Length	Tank Conn.	Leg Conn.	Drain Ports Size (Qty)	Top Ports Size (Qty)	Material	USA or Import	Ctn Qty
IC100G	3"	1" (FIP)	1" (FIP)	3/4" (1)	1/4" (2)	Ductile Iron	Import	28
IC125G	3 1/2"	1 1/4" (FIP)	1 1/4" (FIP)	3/4" (1)	1/4" (2)	Ductile Iron	Import	24



### Short cast galvanized crosses with two drain, two top ports



Part Number	Overall Length	Tank Conn.	Leg Conn.	Drain Ports Size (Qty)	Top Ports Size (Qty)	Material	USA or Import	Ctn Qty
IC200G	3"	1" (FIP)	1" (FIP)	1/2" (2)	1/4" (2)	Ductile Iron	Import	48



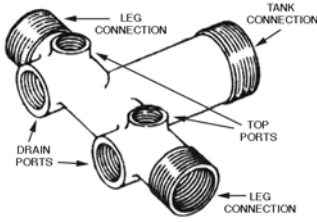
**www.cbsupplies.ca**  
 Phone: (866) 503-5523 Fax: (888) 562-2095  
 AGI@cbsupplies.ca





# Tank Crosses

## Long Cast No Lead Brass, Stainless Steel



### General Tank Cross Features:

- Internal and external threads reduce fittings needed & installation time.
- Reduces turbulence and waterlogging in tanks without separate air chambers.
- **NO LEAD** brass, bronze and stainless steel tank crosses are **third party certified to NSF/ANSI 372.**



**NO LEAD BRASS and BRONZE Long Cast Tank Crosses with 1 drain & 2 top ports.**



Part Number	Overall Length	Tank Conn.	Leg Conn.	Drain Ports Size (Qty)	Top Ports Size (Qty)	Material	USA or Import	Ctn Qty
CHC100BSENL	11"	1"	1" x 3/4"	1/2" (1)	1/4" (2)	NL Brass	Import	2/24
CHC100BNL	11"	1"	1" x 3/4"	1/2" (1)	1/4" (2)	NL Bronze	USA	12



**NO LEAD BRASS and BRONZE Long Cast Tank Crosses with 2 drain & 2 top ports.**



Part Number	Overall Length	Tank Conn.	Leg Conn.	Drain Ports Size (Qty)	Top Ports Size (Qty)	Material	USA or Import	Ctn Qty
CIC100BSENL	11"	1"	1" x 3/4"	1/2" (2)	1/4" (2)	NL Brass	Import	2/24
CIC100BNL	11"	1"	1" x 3/4"	1/2" (2)	1/4" (2)	NL Bronze	USA	12
CIC100BS14ENL	14"	1"	1" x 3/4"	1/2" (2)	1/4" (2)	NL Brass	Import	2/12
CIC125BS14ENL	14"	1 1/4"	1 1/4" x 1"	3/4" (2)	1/4" (2)	NL Brass	Import	2/12



**304 STAINLESS STEEL Long Cast Tank Crosses with 2 drain & 2 top ports.**

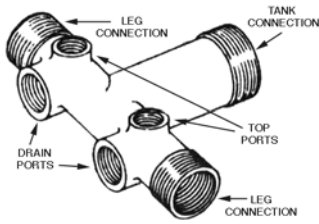


Part Number	Overall Length	Tank Conn.	Leg Conn.	Drain Ports Size (Qty)	Top Ports Size (Qty)	Material	USA or Import	Ctn Qty
CIC100SS	11"	1"	1" x 3/4"	1/2" (2)	1/4" (2)	304 Stainless	Import	2/24
CIC125SS14	14"	1 1/4"	1 1/4" x 1"	3/4" (2)	1/4" (2)	304 Stainless	Import	2/16



# Tank Crosses

## Long Cast No Lead Brass, Stainless Steel



### General Tank Cross Features:

- Internal and external threads reduce fittings needed & installation time.
- Reduces turbulence and waterlogging in tanks without separate air chambers.
- **NO LEAD** brass and stainless steel tank crosses are **third party certified to NSF/ANSI 372.**




### NO LEAD BRASS Long Cast Tank Crosses with union disconnect, with 1 drain & 2 top ports.

- Metal to metal ball joint leak proof seal.



Part Number	Overall Length	Tank Conn.	Leg Conn.	Drain Ports Size (Qty)	Top Ports Size (Qty)	Material	USA or Import	Ctn Qty
CHC100BSUENL	11"	1"	1" x 3/4"	1/2" (1)	1/4" (2)	NL Brass	Import	2/20
CHC125BSU14ENL	14"	1 1/4"	1 1/4" x 1"	3/4" (1)	1/4" (2)	NL Brass	Import	2/12




### NO LEAD BRASS Long Cast Tank Crosses with union disconnect, with 2 drain & 2 top ports.

- Metal to metal ball joint leak proof seal.



Part Number	Overall Length	Tank Conn.	Leg Conn.	Drain Ports Size (Qty)	Top Ports Size (Qty)	Material	USA or Import	Ctn Qty
<b>NO LEAD Brass</b>								
CIC100BSUENL	11"	1"	1" x 3/4"	1/2" (2)	1/4" (2)	NL Brass	Import	2/20
CIC100BSU14ENL	14"	1"	1" x 3/4"	1/2" (2)	1/4" (2)	NL Brass	Import	2/12
CIC125BSU14ENL	14"	1 1/4"	1 1/4" x 1"	3/4" (2)	1/4" (2)	NL Brass	Import	2/12



### 304 STAINLESS STEEL Long Cast Tank Crosses with union disconnect, with 2 drain & 2 top ports.

- PTFE captive gasket seal ring on 304 SS crosses.



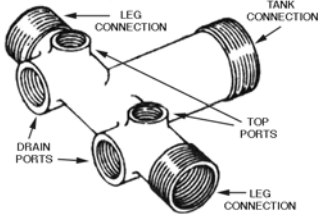
Part Number	Overall Length	Tank Conn.	Leg Conn.	Drain Ports Size (Qty)	Top Ports Size (Qty)	Material	USA or Import	Ctn Qty
<b>304 Stainless Steel</b>								
CIC100SSU	11"	1"	1" x 3/4"	1/2" (2)	1/4" (2)	304 Stainless	Import	2/20
CIC100SSU14	14"	1"	1" x 3/4"	1/2" (2)	1/4" (2)	304 Stainless	Import	2/20
CIC125SSU14	14"	1 1/4"	1 1/4" x 1"	3/4" (2)	1/4" (2)	304 Stainless	Import	2/12






# Tank Crosses

## Long Fabricated, No Lead Bronze



### General Tank Cross Features:

- Internal and external threads reduce fittings needed and installation time.
- Reduces turbulence and waterlogging in tanks without separate air chambers.
- **NO LEAD** bronze, fabricated tank crosses are **third party certified to NSF/ANSI 372.**



### No Lead Long Fabricated Tank Crosses with 1 drain and 2 top taps.



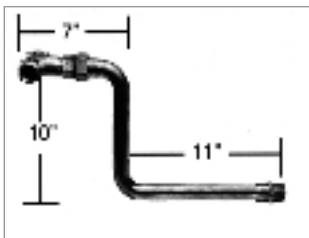
Part Number	Overall Length	Tank Conn.	Leg Conn.	Drain Ports Size (Qty)	Top Ports Size (Qty)	Material	USA or Import	Ctn Qty
CHC100BFNL	11"	1"	1" x 3/4"	1/2" (1)	1/4" (2)	NL Bronze/Copper	USA	12
CHC100BF13NL	13"	1"	1" x 3/4"	1/2" (1)	1/4" (2)	NL Bronze/Copper	USA	12
CHC125BFNL	14"	1 1/4"	1 1/4" x 1"	3/4" (1)	1/4" (2)	NL Bronze/Copper	USA	12
CHC125BF16NL	16"	1 1/4"	1 1/4" x 1"	3/4" (1)	1/4" (2)	NL Bronze/Copper	USA	6




### NO LEAD Long Fabricated Tank Crosses with 2 drain and 2 top taps.



Part Number	Overall Length	Tank Conn.	Leg Conn.	Drain Ports Size (Qty)	Top Ports Size (Qty)	Material	USA or Import	Ctn Qty
CIC100BFNL	11"	1"	1" x 3/4"	1/2" (2)	1/4" (2)	NL Bronze/Copper	USA	12
CIC100BF13NL	13"	1"	1" x 3/4"	1/2" (2)	1/4" (2)	NL Bronze/Copper	USA	12
CIC125BFNL	14"	1 1/4"	1 1/4" x 1"	3/4" (2)	1/4" (2)	NL Bronze/Copper	USA	12
CIC125BF16NL	16"	1 1/4"	1 1/4" x 1"	3/4" (2)	1/4" (2)	NL Bronze/Copper	USA	6



### NO LEAD Long Fabricated Elevated Tank Crosses with union disconnect.



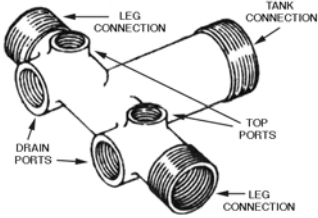
Part Number	Overall Length	Tank Conn.	Leg Conn.	Drain Ports Size (Qty)	Top Ports Size (Qty)	Material	USA or Import	Ctn Qty
CIC740BFNL	18"	1"	1" x 3/4"	1/2" (2)	1/4" (2)	NL Bronze/Copper	USA	9
CIC741BFNL	18"	1 1/4"	1 1/4" x 1"	3/4" (2)	1/4" (2)	NL Bronze/Copper	USA	6





# Tank Crosses

## Long Fabricated, PVC, Galvanized



### General Tank Cross Features:

- Internal and external threads reduce fittings needed and installation time.
- Reduces turbulence and waterlogging in tanks without separate air chambers.
- Galvanized ductile iron crosses contain no lead.
- **Third party certified to NSF/ANSI 372.**




### Long Fabricated PVC Tank Cross

- Shipped unassembled with 1 x 10 Sch 80 PVC nipple.
- Third party certified to NSF/ANSI 372.
- \* Do not use PTFE thread seal tape with PVC tank cross applications. Use thread seal paste without PTFE for plastic threads only.




Part Number	Overall Length	Tank Conn.	Leg Conn.	Drain Ports Size (Qty)	Top Ports Size (Qty)	Material	USA or Import	Ctn Qty
IC100F	14"	1"	1" x 3/4"	3/4" (1)	1/4" (2), 1/2" (1)	PVC*	USA	12



### Long Fabricated Galvanized Ductile Iron Tank Cross

- Shipped unassembled.
- HC100GF supplied with 1x8 and 1/4x3 galvanized nipples.
- HC125GF & 125/100GF supplied with 1 1/4"x11" & 1/4"x3" galvanized nipples.




Part Number	Overall Length	Tank Conn.	Leg Conn.	Drain Ports Size (Qty)	Top Ports Size (Qty)	Material	USA or Import	Ctn Qty
HC100GF	11 1/2"	1" (MIP)	1" (FIP)	1/2" (1)	1/4" (2)	Ductile Iron	Import	12
HC125GF	14 1/2"	1 1/4" (MIP)	1 1/4" (FIP)	1/2" (1)	1/4" (2)	Ductile Iron	Import	4



### Long Fabricated Galvanized Ductile Iron Tank Cross

- Shipped unassembled.
- IC100GF supplied with 1x8 and 1/4x3 galvanized nipples.
- IC125GF supplied with 1 1/4"x11" & 1/4"x3" galvanized nipples.



Part Number	Overall Length	Tank Conn.	Leg Conn.	Drain Ports Size (Qty)	Top Ports Size (Qty)	Material	USA or Import	Ctn Qty
IC100GF	10 3/4"	1" (MIP)	1" (FIP)	3/4" (1)	1/4" (2)	Ductile Iron	Import	12
IC125GF	14 1/4"	1 1/4" (MIP)	1 1/4" (FIP)	3/4" (1)	1/4" (2)	Ductile Iron	Import	12





# Constant Pressure System Manifolds

## No Lead Brass, Brackets



CPSM-NL Series



### Constant Pressure System Manifold Features:

- No lead brass or 304 stainless steel manifold eliminates the need for extra tees, fittings & nipples required to install constant pressure pump systems.
- “NL” and “SS” Series are **third party certified to NSF/ANSI 372**.
- Easy to install, **13 1/2”** length provides plenty of room for tank and accessories. (Tank diameters up to 11” on 2” manifold.)
- Five ports allow installation for all needed plumbing accessories.
- 1” top port manifold allows for direct installation of FLEXCON, FLOW-THRU FT18 tank.
- Manifolds available with or without NL Bronze, PVC or SS bushings.

NO LEAD BRASS Part Number	Overall Length	Line Conn.	Tank Conn.	Transducer Port	Drain Ports	Gauge Port	Bushing	Ctn Qty
* CPSM125BNL	13 1/2”	1 1/4” mpt x 1” fpt	3/4” fpt	3/4” (1)	3/4” (2)	1/4” (1)	None	16
CPSM125PBNL	13 1/2”	1 1/4” mpt x 1” fpt	3/4” fpt	3/4” (1)	3/4” (2)	1/4” (1)	3/4”x1/4” Plastic	16
CPSM125BBNL	13 1/2”	1 1/4” mpt x 1” fpt	3/4” fpt	3/4” (1)	3/4” (2)	1/4” (1)	3/4”x1/4” NL Bronze	16
CPSM125PB3/4x1/2NL	13 1/2”	1 1/4” mpt x 1” fpt	3/4” fpt	3/4” (1)	3/4” (2)	1/4” (1)	3/4”x1/2” Plastic	16
CPSM125BB3/4x1/2NL	13 1/2”	1 1/4” mpt x 1” fpt	3/4” fpt	3/4” (1)	3/4” (2)	1/4” (1)	3/4”x1/2” NL Bronze	16
* CPSM125-100BNL	13 1/2”	1 1/4” mpt x 1” fpt	1” fpt	1” (1)	3/4” (2)	1/4” (1)	None	16
CPSM125-100PBNL	13 1/2”	1 1/4” mpt x 1” fpt	1” fpt	1” (1)	3/4” (2)	1/4” (1)	1” x 1/4” Plastic	20
CPSM125-100BBNL	13 1/2”	1 1/4” mpt x 1” fpt	1” fpt	1” (1)	3/4” (2)	1/4” (1)	1” x 1/4” NL Bronze	20
CPSM125-100PB1x1/2NL	13 1/2”	1 1/4” mpt x 1” fpt	1” fpt	1” (1)	3/4” (2)	1/4” (1)	1” x 1/2” Plastic	20
CPSM125-100BB1x1/2NL	13 1/2”	1 1/4” mpt x 1” fpt	1” fpt	1” (1)	3/4” (2)	1/4” (1)	1” x 1/2” NL Bronze	20

Please see Stainless Steel manifolds on next page.



### Constant Pressure System Manifold Mounting Brackets:

- Dual mounting brackets allow secure manifold placement with tank.
- Zinc-plated, heavy gauge steel tubing, all stainless steel mounting screws, locknuts, U-bolts, plastic end plugs.
- Brackets can be mounted two ways to allow for mounting flexibility.
- Brackets measure 8” x 12 1/2”.
- 1 set includes 2 brackets & hardware.



Part Number	Size	Manifold Size	Ctn Qty
CPSMMB	8” x 12 1/2”	1 1/4”	8
CPSMMB200	8” x 12 1/2”	2”	8





# Constant Pressure System Manifolds - 304SS



CPSM-SS Series




304 STAINLESS Part Number	Overall Length	Line Conn.	Tank Conn.	Transducer Port	Drain Ports	Gauge Port	Bushing	Ctn Qty
CPSM125SS	13 1/2"	1 1/4" mpt x 1" fpt	3/4" fpt	3/4" (1)	3/4" (2)	1/4" (1)	None	16
CPSM125SSPB	13 1/2"	1 1/4" mpt x 1" fpt	3/4" fpt	3/4" (1)	3/4" (2)	1/4" (1)	3/4"x1/4" PVC	16
CPSM125SSPB3/4x1/2	13 1/2"	1 1/4" mpt x 1" fpt	3/4" fpt	3/4" (1)	3/4" (2)	1/4" (1)	3/4"x1/2" PVC	16
CPSM125SSB	13 1/2"	1 1/4" mpt x 1" fpt	3/4" fpt	3/4" (1)	3/4" (2)	1/4" (1)	3/4"x1/4" 304 SS	16
CPSM125SSB3/4x1/2	13 1/2"	1 1/4" mpt x 1" fpt	3/4" fpt	3/4" (1)	3/4" (2)	1/4" (1)	3/4"x1/2" 304 SS	16
CPSM125-100SS	13 1/2"	1 1/4" mpt x 1" fpt	1" fpt	1" (1)	3/4" (2)	1/4" (1)	None	
CPSM125-100SSPB1x1/2	13 1/2"	1 1/4" mpt x 1" fpt	1" fpt	1" (1)	3/4" (2)	1/4" (1)	1" x 1/2" PVC	
CPSM125-100SSB	13 1/2"	1 1/4" mpt x 1" fpt	1" fpt	1" (1)	3/4" (2)	1/4" (1)	1" X 1/4" 304 SS	
CPSM125-100SSB1X1/2	13 1/2"	1 1/4" mpt x 1" fpt	1" fpt	1" (1)	3/4" (2)	1/4" (1)	1" X 1/2" 304 SS	
CPSM200-100SS	13 1/2"	2" mpt x 1 1/2" fpt	1" fpt	1" (1)	3/4" (2)	1/4" (1)	None	
CPSM200-100SSPB	13 1/2"	2" mpt x 1 1/2" fpt	1" fpt	1" (1)	3/4" (2)	1/4" (1)	1" x 1/4" PVC	
CPSM200-100SSPB1x1/2	13 1/2"	2" mpt x 1 1/2" fpt	1" fpt	1" (1)	3/4" (2)	1/4" (1)	1" x 1/2" PVC	
CPSM200-100SSB	13 1/2"	2" mpt x 1 1/2" fpt	1" fpt	1" (1)	3/4" (2)	1/4" (1)	1" X 1/4" 304 SS	
CPSM200-100SSB1X1/2	13 1/2"	2" mpt x 1 1/2" fpt	1" fpt	1" (1)	3/4" (2)	1/4" (1)	1" X 1/2" 304 SS	





# Installation Packages Constant Pressure, No Lead



## HARVARD NO LEAD Brass Constant Pressure System Manifold Installation Packages



- All kits contain:
  - EIPG1002-4BNL 0-100# NL pressure gauge
  - IRV75-100NL 3/4" x 100# NL brass relief valve
  - IHBB75NL NL brass 1/4 turn hose bibb
  - 13 1/2" long manifold as listed below for each kit
  - PVC or NL bronze bushing as listed below for each kit
  - optional CPSMMB mounting bracket
- All components are certified to NSF/ANSI 371 except the CPSMMB.

Part Number	Additional Components
IPCPSM125PBNL	<ul style="list-style-type: none"> <li>• CPSM125BNL 11/4" No Lead brass Manifold</li> <li>• 439-098 3/4"x1/4" PVC Sch 40 bushing</li> </ul>
IPCPSM125PBNLMB	Components above plus <ul style="list-style-type: none"> <li>• CPSMMB 1 1/4" Mounting bracket</li> </ul>
IPCPSM125BBNL	<ul style="list-style-type: none"> <li>• CPSM125BNL 11/4" No Lead brass Manifold</li> <li>• NLBB3/4x1/4 3/4"x1/4" No Lead bronze bushing</li> </ul>
IPCPSM125BBNLMB	Components above plus <ul style="list-style-type: none"> <li>• CPSMMB 1 1/4" Mounting bracket</li> </ul>
IPCPSM125PB3/4X1/2NL	<ul style="list-style-type: none"> <li>• CPSM125BNL 11/4" No Lead brass Manifold</li> <li>• 439-101 3/4"x1/2" PVC Sch 40 bushing</li> </ul>
IPCPSM125PB3/4x1/2NLMB	Components above plus <ul style="list-style-type: none"> <li>• CPSMMB 1 1/4" Mounting bracket</li> </ul>
IPCPSM125BB3/4X1/2NL	<ul style="list-style-type: none"> <li>• CPSM125BNL 11/4" No Lead brass Manifold</li> <li>• NLBB3/4x1/2 3/4"x1/2" No Lead bronze bushing</li> </ul>
IPCPSM125-100PBNL	<ul style="list-style-type: none"> <li>• CPSM125-100BNL 11/4" No Lead brass Manifold</li> <li>• 839-128 1"x1/4" PVC Sch 80 bushing</li> </ul>
IPCPSM125-100PBNLMB	Components above plus <ul style="list-style-type: none"> <li>• CPSMMB 1 1/4" Mounting bracket</li> </ul>
123.78IPCPSM125-100BBNL	<ul style="list-style-type: none"> <li>• CPSM125-100BNL 11/4" No Lead brass Manifold</li> <li>• NLBB1x1/4 1"x1/4" No Lead bronze bushing</li> </ul>
IPCPSM125-100BBNLMB	Components above plus <ul style="list-style-type: none"> <li>• CPSMMB 1 1/4" Mounting bracket</li> </ul>
IPCPSM125-100PB1X1/2NL	<ul style="list-style-type: none"> <li>• CPSM125-100BNL 11/4" No Lead brass Manifold</li> <li>• 439-130 1"x1/2" PVC Sch 40 bushing</li> </ul>
IPCPSM125-100PB1x1/2NLMB	Components above plus <ul style="list-style-type: none"> <li>• CPSMMB 1 1/4" Mounting bracket</li> </ul>
IPCPSM125-100BB1X1/2NL	<ul style="list-style-type: none"> <li>• CPSM125-100BNL 11/4" No Lead brass Manifold</li> <li>• NLBB1x1/2 1"x1/2" No Lead bronze bushing</li> </ul>
IPCPSM125-100BB1x1/2NLMB	Components above plus



# Installation Packages - Constant Pressure, Stainless Steel



## HARVARD STAINLESS STEEL Constant Pressure System Manifold Installation Packages

- Available with or without a mounting bracket.



Part Number	Components	Length
IPCPSM125SSPB		13 1/2"
	<ul style="list-style-type: none"> <li>• CPSM125SS 1 1/4" SS Constant Pressure System Manifold</li> <li>• EILPG1002-4BSS316 100lb All SS liquid filled pressure gauge, 1/4" SS back mount</li> <li>• IHBB75SS 3/4" SS 1/4 turn hose bibb</li> <li>• IRV75-100SS 3/4" SS relief valve (100 psi preset)</li> <li>• 439-101 3/4"x 1/2" PVC bushing</li> <li>• HTST60-1/2SS 1/2" x 60" Stainless Steel PTFE Tape</li> </ul>	
IPCPSM125SSPMB	Components above plus <ul style="list-style-type: none"> <li>• CPSMMB 1 1/4" Mounting bracket</li> </ul>	
IPCPSM125SSB		13 1/2"
	<ul style="list-style-type: none"> <li>• CPSM125SS 1 1/4" SS Constant Pressure System Manifold</li> <li>• EILPG1002-4BSS316 100lb All SS liquid filled pressure gauge, 1/4" SS back mount</li> <li>• IHBB75SS 3/4" SS 1/4 turn hose bibb</li> <li>• IRV75-100SS 3/4" SS relief valve (100 psi preset)</li> <li>• SSHB3/4x1/2 3/4"x 1/2" SS bushing</li> <li>• HTST60-1/2SS 1/2" x 60" Stainless Steel PTFE Tape</li> </ul>	
IPCPSM125SSBMB	Components above plus <ul style="list-style-type: none"> <li>• CPSMMB 1 1/4" Mounting bracket</li> </ul>	
IPCPSM125-100SSPB		13 1/2"
	<ul style="list-style-type: none"> <li>• CPSM125-100SS 1 1/4" SS Constant Pressure System Manifold</li> <li>• EILPG1002-4BSS316 100lb All SS liquid filled pressure gauge, 1/4" SS back mount</li> <li>• IHBB75SS 3/4" SS 1/4 turn hose bibb</li> <li>• IRV75-100SS 3/4" SS relief valve (100 psi preset)</li> <li>• 439-130 1"x 1/2" PVC bushing</li> <li>• 439-131 1" x 3/4" PVC bushing</li> <li>• HTST60-1/2SS 1/2" x 60" Stainless Steel PTFE Tape</li> </ul>	
IPCPSM125-100SSPMB	Components above plus <ul style="list-style-type: none"> <li>• CPSMMB 1 1/4" Mounting bracket</li> </ul>	
IPCPSM125-100SSB		13 1/2"
	<ul style="list-style-type: none"> <li>• CPSM125-100SS 1 1/4" SS Constant Pressure System Manifold</li> <li>• EILPG1002-4BSS316 100lb All SS liquid filled pressure gauge, 1/4" SS back mount</li> <li>• IHBB75SS 3/4" SS 1/4 turn hose bibb</li> <li>• IRV75-100SS 3/4" SS relief valve (100 psi preset)</li> <li>• SSHB1x1/2 1"x 1/2" SS bushing</li> <li>• SSHB1x3/4 1" x 3/4" SS bushing</li> <li>• HTST60-1/2SS 1/2" x 60" Stainless Steel PTFE Tape</li> </ul>	
IPCPSM125-100SSBMB	Components above plus <ul style="list-style-type: none"> <li>• CPSMMB 1 1/4" Mounting bracket</li> </ul>	





# Installation Packages Constant Pressure, Stainless



## HARVARD STAINLESS STEEL Constant Pressure System Manifold Installation Packages

- Available with or without a mounting bracket.



Part Number	Components	Length
IPCPSM200-100SSPB		13 1/2"
• CPSM200-100SS	2" SS Constant Pressure System Manifold	
• EILPG1002-4BSS316	100lb All SS liquid filled pressure gauge, 1/4" SS back mount	
• IHBB75SS	3/4" SS 1/4 turn hose bibb	
• IRV75-100SS	3/4" SS relief valve (100 psi preset)	
• 439-130	1"x 1/2" PVC bushing	
• 439-131	1" x 3/4" PVC bushing	
• HTST60-1/2SS	1/2" x 60" Stainless Steel PTFE Tape	
IPCPSM200-100SSPBMB	Components above plus	
• CPSMMB200	2" Mounting bracket	
IPCPSM200-100SSB		13 1/2"
• CPSM200-100SS	2" SS Constant Pressure System Manifold	
• EILPG1002-4BSS316	100lb All SS liquid filled pressure gauge, 1/4" SS back mount	
• IHBB75SS	3/4" SS 1/4 turn hose bibb	
• IRV75-100SS	3/4" SS relief valve (100 psi preset)	
• SSHB1x1/2	1"x 1/2" SS bushing	
• SSHB1x3/4	1" x 3/4" SS bushing	
• HTST60-1/2SS	1/2" x 60" Stainless Steel PTFE Tape	
IPCPSM200-100SSBMB	Components above plus	
• CPSMMB200	2" Mounting bracket	



# Tank Installation Packages - 1" Bottom Discharge

- ALL NO LEAD brass tank installation package components are third party certified to NSF/ANSI 372.
- ALL tank installation package components contain NO LEAD.



TP100BSNL	CHC100BSENL	NO LEAD Brass	11"
TP100BNL	CHC100BNL	NO LEAD Bronze	11"
<ul style="list-style-type: none"> <li>• see above 1"x11" Long NO LEAD Brass or Bronze Tank cross</li> <li>• 9013FSG2 30/50 Pressure Switch.</li> <li>• B80-1/4x3 Brass Nipple.</li> <li>• EIPG1002-4LNL 100lb NO LEAD Pressure Gauge.</li> </ul>			



IP100BSENL	CIC100BSENL	NO LEAD Brass	11"
IP100BSENL 40/60	CIC100BSENL	NO LEAD Brass	11"
IP100BS14ENL	CIC100BS14ENL	NO LEAD Brass	14"
IP100BS14ENL 40/60	CIC100BS14ENL	NO LEAD Brass	14"
IP100BRNL	CIC100BNL	NO LEAD Bronze	11"
IP100BRNL 40/60	CIC100BNL	NO LEAD Bronze	11"
IP100BFRNL	CIC100BFNL	NO LEAD Bronze	11"
IP100BFRNL 40/60	CIC100BFNL	NO LEAD Bronze	11"
IP100BF13RNL	CIC100BF13NL	NO LEAD Bronze	13"
IP100BF13RNL 40/60	CIC100BF13NL	NO LEAD Bronze	13"
<ul style="list-style-type: none"> <li>• see above 1" Long NO LEAD Brass or Bronze Tank Cross.</li> <li>• 9013FSG2 30/50 or 40/60 Pressure Switch.</li> <li>• B80-1/4x3 Brass Nipple.</li> <li>• EIPG1002-4LNL 100lb NO LEAD Pressure Gauge</li> <li>• IRV50NL 1/2" NO LEAD Brass Relief Valve</li> <li>• HNKD50NL 1/2" NO LEAD Brass No Kink Boiler Drain</li> </ul>			



IP100BSUENL	CIC100BSUENL	NO LEAD Brass	11"
IP100BSUENL 40/60	CIC100BSUENL	NO LEAD Brass	11"
IP100BSU14ENL	CIC100BSU14ENL	NO LEAD Brass	14"
IP100BSU14ENL 40/60	CIC100BSU14ENL	NO LEAD Brass	14"
<ul style="list-style-type: none"> <li>• see above 1" Long NO LEAD Union Tank Cross</li> <li>• 9013FSG2 30/50 or 40/60 Pressure Switch.</li> <li>• B80-1/4x3 Brass Nipple.</li> <li>• EIPG1002-4LNL 100lb NO LEAD Pressure Gauge</li> <li>• IRV50NL 1/2" NO LEAD Brass Relief Valve</li> <li>• HNKD50NL 1/2" NO LEAD Brass No Kink Boiler Drain</li> </ul>			



IP100SSNL	CIC100SS	Stainless Steel	11"
IP100SSNL 40/60	CIC100SS	Stainless Steel	11"
<ul style="list-style-type: none"> <li>• see above 1" Long Stainless Steel Cast Tank Cross.</li> <li>• 9013FSG2 30/50 or 40/60 Pressure Switch.</li> <li>• SS80-1/4x3 Stainless Steel Nipple.</li> <li>• EIPG1002-4LNL 100lb NO LEAD Pressure Gauge</li> <li>• IRV50SS 1/2" Stainless Steel Relief Valve</li> <li>• IHBB50SS 1/2" Stainless Steel Hose Bibb</li> <li>• HTST60-1/2SS 1/2" x 60" Stainless Steel PTFE Tape</li> </ul>			





# Tank Installation Packages - 1" Bottom Discharge



- Do not use PTFE thread seal tape with PVC tank cross applications.
- Use thread paste without PTFE approved for plastic threads only.
- ALL tank installation package components contain NO LEAD.



IP100SSUNL	CIC100SSU	Stainless Steel	11"
IP100SSUNL 40/60	CIC100SSU	Stainless Steel	11"
IP100SSU14NL	CIC100SSU14	Stainless Steel	14"
IP100SSU14NL 40/60	CIC100SSU14	Stainless Steel	14"

- see above 1" Long Stainless Steel Union Tank Cross.
- 9013FSG2 30/50 or 40/60 Pressure Switch.
- SS80-1/4x3 Stainless Steel Nipple.
- EIPG1002-4LNL 100lb No Lead Pressure Gauge.
- IRV5OSS 1/2" Stainless Steel Relief Valve.
- IHBB5OSS 1/2" Stainless Steel Hose Bibb.
- HTST60-1/2SS 1/2" x 60" Stainless Steel PTFE Tape




TP100GFNL	HC100GF	Fab Galvanized	11 1/2"
-----------	---------	----------------	---------

- HC100G 1" Galvanized Tank Cross.
- GS80-1/4x3 Galvanized Steel Nipple.
- GS80-1x8 Galvanized Steel Nipple.
- 9013FSG2 30/50 Pressure Switch.
- EIPG1002-4LNL 100lb NO LEAD Pressure Gauge
- HNKD50NL 1/2" NO LEAD Brass No Kink Boiler Drain



TP100PFNL	IC100F	Fab. PVC	14"
TP100PFNL 40/60	IC100F	Fab. PVC	14"

- IC100F 1" x 14" Long PVC Fabricated Safety Tank Cross.
- 9013FSG2 30/50 or 40/60 Pressure Switch.
- 1/4x3 PVC Schedule 80 Nipple.
- 450-005 PVC Schedule 40 Threaded Plug.
- EIPG1002-4LNL 100lb NO LEAD Pressure Gauge



IP100PFRNL	IC100F	Fab. PVC	14"
IP100PFRNL 40/60	IC100F	Fab. PVC	14"

- IC100F 1"x14" Long PVC Fabricated Safety Tank Cross.
- 9013FSG2 30/50 or 40/60 Pressure Switch.
- 1/4 x 3 PVC Schedule 80 Nipple.
- EIPG1002-4LNL 100lb NO LEAD Pressure Gauge
- IRV50NL 1/2" NO LEAD Brass Relief Valve
- HNKD75NL 3/4" NO LEAD Brass No Kink Boiler Drain







# Tank Installation Packages - 1 1/4" Bottom Discharge

- ALL tank installation package components are contain NO LEAD.




TP125BFNL	CHC125BFNL	NO LEAD Bronze	14"
<ul style="list-style-type: none"> <li>• CHC125BFNL</li> <li>• 9013FSG2</li> <li>• B80-1/4 x 3</li> <li>• EIPG1002-4LNL</li> </ul>	<ul style="list-style-type: none"> <li>1 1/4" Long NO LEAD Fabricated Bronze Tank Cross</li> <li>30/50 Pressure Switch.</li> <li>Brass Nipple.</li> <li>100lb. NO LEAD Brass Pressure Gauge.</li> </ul>		




IP125BFR7NL	CIC125BFNL	NO LEAD Bronze	14"
IP125BFR7NL 40/60	CIC125BFNL	NO LEAD Bronze	14"
IP125BF16R7NL	CIC125BF16NL	NO LEAD Bronze	16"
IP125BF16R7NL 40/60	CIC125BF16NL	NO LEAD Bronze	16"
<ul style="list-style-type: none"> <li>• see above</li> <li>• 9013FSG2</li> <li>• B80-1/4 x 3</li> <li>• EIPG1002-4LNL</li> <li>• RV75NL</li> <li>• HNKD75NL</li> </ul>	<ul style="list-style-type: none"> <li>1 1/4" Long NO LEAD Fabricated Bronze Tank Cross</li> <li>30/50 or 40/60 Pressure Switch.</li> <li>Brass Nipple.</li> <li>100lb. NO LEAD Brass Pressure Gauge.</li> <li>3/4" NO LEAD Brass Relief Valve.</li> <li>3/4" NO LEAD Brass No Kink Boiler Drain.</li> </ul>		



IP125BS14ENL	CIC125BS14ENL	NO LEAD Brass	14"
IP125BS14ENL 40/60	CIC125BS14ENL	NO LEAD Brass	14"
<ul style="list-style-type: none"> <li>• CIC125BS14ENL</li> <li>• 9013FSG2</li> <li>• B80-1/4 x 3</li> <li>• EIPG1002-4LNL</li> <li>• IRV75NL</li> <li>• HNKD75NL</li> </ul>	<ul style="list-style-type: none"> <li>1 1/4" Long NO LEAD Cast Brass Tank Cross</li> <li>30/50 or 40/60 Pressure Switch.</li> <li>Brass Nipple.</li> <li>100lb. NO LEAD Brass Pressure Gauge.</li> <li>3/4" NO LEAD Brass Relief Valve.</li> <li>3/4" NO LEAD Brass No Kink Boiler Drain.</li> </ul>		



IP125BSU14ENL	CIC125BSU14ENL	NO LEAD Brass	14"
IP125BSU14ENL 40/60	CIC125BSU14ENL	NO LEAD Brass	14"
<ul style="list-style-type: none"> <li>• See above</li> <li>• 9013FSG2</li> <li>• B80-1/4 x 3</li> <li>• EIPG1002-4LNL</li> <li>• IRV75NL</li> <li>• HNKD75NL</li> </ul>	<ul style="list-style-type: none"> <li>1 1/4" Long NO LEAD Union Brass Tank Cross</li> <li>30/50 or 40/60 Pressure Switch.</li> <li>Brass Nipple.</li> <li>100lb. NO LEAD Brass Pressure Gauge.</li> <li>3/4" NO LEAD Brass Relief Valve.</li> <li>3/4" NO LEAD Brass No Kink Boiler Drain.</li> </ul>		



# Tank Installation Packages

## 1 1/4" Bottom Discharge

- ALL tank installation package components contain NO LEAD.



IP125SS14NL	CIC125SS14	Stainless Steel 14"
<ul style="list-style-type: none"> <li>• see above</li> <li>• 9013FSG2 30/50</li> <li>• SS80-1/4x3</li> <li>• EIPG1002-4LNL</li> <li>• IRV75SS</li> <li>• IHBB75SS</li> <li>• HTST60-1/2SS</li> </ul>	<ul style="list-style-type: none"> <li>11/4" Long Stainless Steel Cast Tank Cross.</li> <li>Pressure Switch.</li> <li>Stainless Steel Nipple.</li> <li>100lb NO LEAD Pressure Gauge.</li> <li>3/4" Stainless Steel Relief Valve.</li> <li>3/4" Stainless Steel Hose Bibb.</li> <li>1/2" x 60" Stainless Steel PTFE Tape</li> </ul>	



IP125SSU14NL	CIC125SSU14	Stainless Steel 14"
<ul style="list-style-type: none"> <li>• see above</li> <li>• 9013FSG2 30/50</li> <li>• SS80-1/4x3</li> <li>• EIPG1002-4LNL</li> <li>• IRV75SS</li> <li>• IHBB75SS</li> <li>• HTST60-1/2SS</li> </ul>	<ul style="list-style-type: none"> <li>11/4" Long Stainless Steel Union Tank Cross.</li> <li>Pressure Switch.</li> <li>Stainless Steel Nipple.</li> <li>100lb NO LEAD Pressure Gauge.</li> <li>3/4" Stainless Steel Relief Valve.</li> <li>3/4" Stainless Steel Hose Bibb.</li> <li>1/2" x 60" Stainless Steel PTFE Tape</li> </ul>	



# Tank Installation Packages - 1" Side Discharge

- ALL tank installation package components contain no lead and are third party certified to NSF/ANSI 372.



TP100BRNL	CCAT100BSNL	NO LEAD Brass	4 1/4"
<ul style="list-style-type: none"> <li>• CCAT100BSNL 1" Short NO LEAD Brass Safety Tank Cross.</li> <li>• 9013FSG2 30/50 Pressure Switch.</li> <li>• B80-1/4 x 3 Brass Nipple.</li> <li>• EIPG1002-4LNL 100lb NO LEAD Pressure Gauge</li> <li>• IRV50NL 1/2" NO LEAD Brass Relief Valve</li> <li>• HNKD50NL 1/2" NO LEAD Brass No Kink Boiler Drain</li> </ul>			



IPS100BSENL	CICS100BSENL	NO LEAD Brass	4 1/2"
IPS100BSENL 40/60	CICS100BSENL	NO LEAD Brass	4 1/2"
<ul style="list-style-type: none"> <li>• see above 1" Short NO LEAD Brass Tank Cross.</li> <li>• 9013FSG2 30/50 or 40/60 Pressure Switch.</li> <li>• B80-1/4 x 3 Brass Nipple.</li> <li>• EIPG1002-4LNL 100lb NO LEAD Pressure Gauge</li> <li>• IRV50NL 1/2" NO LEAD Brass Relief Valve</li> <li>• HNKD50NL 1/2" NO LEAD Brass No Kink Boiler Drain</li> </ul>			



IPS100SSNL	CICS100SS	Stainless Steel	4 1/2"
<ul style="list-style-type: none"> <li>• see above 1" Short Stainless Steel Cast Tank Cross.</li> <li>• 9013FSG2 30/50 Pressure Switch.</li> <li>• SS80-1/4 x 3 Stainless Steel Nipple.</li> <li>• EIPG1002-4LNL 100lb NO LEAD Pressure Gauge</li> <li>• IRV50SS 1/2" Stainless Steel Relief Valve</li> <li>• IHBB50SS 1/2" Stainless Steel Hose Bibb</li> <li>• HTST60-1/2SS 1/2" x 60" Stainless Steel PTFE Tape</li> </ul>			



IPWM100BSNL	CWM100BSNL	NO LEAD brass	4 1/2"
IPWM100BSNL 40/60	CWM100BSNL	NO LEAD brass	4 1/2"
<ul style="list-style-type: none"> <li>• CWM100BSNL 1" NO LEAD Brass Cross for FLEXCON "Flex-Lite" WELLMATE tanks</li> <li>• 9013FSG2 30/50 or 40/60 Pressure Switch.</li> <li>• B80-1/4 x 3 Brass Nipple.</li> <li>• EIPG1002-4LNL 100lb NO LEAD Pressure Gauge</li> <li>• IRV50NL 1/2" NO LEAD Brass Relief Valve</li> <li>• HNKD50NL 1/2" NO LEAD Brass No Kink Boiler Drain</li> </ul>			



IPWM100SSNL	CWM100SS	Stainless Steel	4 1/2"
<ul style="list-style-type: none"> <li>• CWM100SS 1" Short Cast SS Tank Cross for FLEXCON "Flex-Lite" WELLMATE tanks</li> <li>• 9013FSG2 30/50 Pressure Switch.</li> <li>• SS80-1/4 x 3 Stainless Steel Nipple.</li> <li>• EIPG1002-4LNL 100lb NO LEAD Pressure Gauge</li> <li>• IRV50SS 1/2" Stainless Steel Relief Valve</li> <li>• IHBB50SS 1/2" Stainless Steel Hose Bibb</li> <li>• HTST60-1/2SS 1/2" x 60" Stainless Steel PTFE Tape</li> </ul>			



# Tank Installation Packages - 1" Side Discharge




- ALL tank installation package components contain no lead and are third party certified to NSF/ANSI 372.




IPS100BSFTUNL	CICS100BSFTUNL	NO LEAD brass	4 1/2"
IPS100BSFTUNL 40/60			
• CICS100BSFTUNL	1" NO LEAD Brass Cross for FLEXCON "Flex-Lite", WELLMATE tanks		
• 9013FSG2	30/50 or 40/60 Pressure Switch.		
• B80-1/4 x 3	Brass Nipple.		
• EIPG1002-4LNL	100lb NO LEAD Pressure Gauge		
• IRV50NL	1/2" NO LEAD Brass Relief Valve		
• HNKD50NL	1/2" NO LEAD Brass No Kink Boiler Drain		



IPS100SSFTUNL	CICS100SSFTU	Stainless Steel	4"
IPS100SSFTUNL 40/60			
• CICS100SSFTU	1" Short Cast SS Tank Cross for FLEXCON "Flex-Lite", WELLMATE tanks		
• 9013FSG2	30/50 Pressure Switch.		
• SS80-1/4 x 3	Stainless Steel Nipple.		
• EIPG1002-4LNL	100lb NO LEAD Pressure Gauge		
• IRV50SS	1/2" Stainless Steel Relief Valve		
• IHBB50SS	1/2" Stainless Steel Hose Bibb		
• HTST60-1/2SS	1/2" x 60" Stainless Steel PTFE Tape		



IPS100BSUENL	CICS100BSUENL	NO LEAD Brass	5 1/2"
IPS100BSUENL 40/60			
• CICS100BSUENL	1" Short LEAD Brass Union Tank Cross		
• 9013FSG2	30/50 or 40/60 Pressure Switch.		
• B80-1/4 x 3	Brass Nipple.		
• EIPG1002-4LNL	100lb NO LEAD Pressure Gauge		
• IRV50NL	1/2" NO LEAD Brass Relief Valve		
• HNKD50NL	1/2" NO LEAD Brass No Kink Boiler Drain		



IPS100SSUNL	CICS100SSU	Stainless Steel	5 1/2"
IPS100SSUNL 40/60			
• see above	1" Short Cast Stainless Steel Tank Cross.		
• 9013FSG2	30/50 or 40/60 Pressure Switch.		
• SS80-1/4x3	Stainless Steel Nipple.		
• EIPG1002-4LNL	100lb No Lead Pressure Gauge.		
• IRV50SS	1/2" Stainless Steel Relief Valve.		
• IHBB50SS	1/2" Stainless Steel Hose Bibb.		
• HTST60-1/2SS	1/2" x 60" Stainless Steel PTFE Tape		





# Tank Installation Packages - 1 1/4" Side Discharge

- ALL tank installation package components contain no lead and are third party certified to NSF/ANSI 372.



IP125BSNL	CIC125BSNL	NO LEAD Brass	4 1/4"
IP125BSNL 40/60	CIC125BSNL	NO LEAD Brass	4 1/4"
<ul style="list-style-type: none"> <li>• CIC125BSNL</li> <li>• 9013FSG2</li> <li>• B80-1/4 x 3</li> <li>• EIPG1002-4LNL</li> <li>• IRV50NL</li> <li>• HNKD75NL</li> </ul>	1 1/4" Short Cast NO LEAD Brass Cross. 30/50 or 40/60 Pressure Switch. Brass Nipple. 100lb NO LEAD Pressure Gauge 1/2" NO LEAD Brass Relief Valve 3/4" NO LEAD Brass No Kink Boiler Drain		



IP3125BSENL	CIC3125BSENL	NO LEAD Brass	4 1/2"
<ul style="list-style-type: none"> <li>• CIC3125BSENL</li> <li>• 9013FSG2</li> <li>• B80-1/4 x 3</li> <li>• EIPG1002-4LNL</li> <li>• IRV75NL</li> <li>• HNKD75NL</li> </ul>	1 1/4" Short Cast NO LEAD Brass Tank Cross 30/50 Pressure Switch. Brass Nipple. 100lb. NO LEAD Brass Pressure Gauge. 3/4" NO LEAD Brass Relief Valve. 3/4" NO LEAD Brass No Kink Boiler Drain		



IPS125SSNL	CICS125SS	Stainless Steel	4 1/2"
<ul style="list-style-type: none"> <li>• see above</li> <li>• 9013FSG2 30/50</li> <li>• SS80-1/4 x 3</li> <li>• EIPG1002-4LNL</li> <li>• IRV75SS</li> <li>• IHBB75SS</li> <li>• HTST60-1/2SS</li> </ul>	1" Short Cast Stainless Steel Tank Cross. Pressure Switch. Stainless Steel Nipple. 100lb NO LEAD Pressure Gauge 3/4" Stainless Steel Relief Valve 3/4" Stainless Steel Hose Bibb 1/2" x 60" Stainless Steel PTFE Tape		



IPWM125BSNL	CWM125BSNL	No Lead brass	4 3/4"
IPWM125BSNL 40/60	CWM125BSNL	No Lead brass	4 3/4"
<ul style="list-style-type: none"> <li>• CWM125BSNL</li> <li>• 9013FSG2</li> <li>• B80-1/4 x 3</li> <li>• EIPG1002-4LNL</li> <li>• IRV75NL</li> <li>• HNKD75NL</li> </ul>	1 1/4" NO LEAD Brass Cross for FLEXCON "Flex-Lite", WELLMATE tanks 30/50 or 40/60 Pressure Switch. Brass Nipple. 100lb. NO LEAD Brass Pressure Gauge. 3/4" NO LEAD Brass Relief Valve. 3/4" NO LEAD Brass No Kink Boiler Drain		



IPWM125SSNL	CWM125SS	Stainless Steel	4 3/4"
<ul style="list-style-type: none"> <li>• CWM125SS</li> <li>• 9013FSG2 30/50</li> <li>• SS80-1/4 x 3</li> <li>• EIPG1002-4LNL</li> <li>• IRV75SS</li> <li>• IHBB75SS</li> <li>• HTST60-1/2SS</li> </ul>	1 1/4" Stainless Steel Cross for FLEXCON "Flex-Lite", WELLMATE tanks Pressure Switch. Stainless Steel Nipple. 100lb. NO LEAD Brass Pressure Gauge. 3/4" Stainless Steel Relief Valve. 3/4" Stainless Steel Hose bibb 1/2" x 60" Stainless Steel PTFE Tape		



# Tank Installation Packages - 1 1/4" Side Discharge




- ALL tank installation package components contain no lead and are third party certified to NSF/ANSI 372.
- Do not use PTFE thread seal tape with PVC tank cross applications.
- Use thread paste without PTFE approved for plastic threads only.



IPS125BSFTUNL	CICS125BSFTUNL	NO LEAD brass	4"
IPS125BSFTUNL 40/60 CICS125BSFTUNL NO LEAD brass 4"			
• CICS125BSFTUNL	1 1/4"	NO LEAD Brass Cross for FLEXCON "Flex-Lite", WELLMATE tanks	
• 9013FSG2	30/50 or 40/60	Pressure Switch.	
• B80-1/4 x 3	Brass Nipple.		
• EIPG1002-4LNL	100lb.	NO LEAD Brass Pressure Gauge.	
• IRV75NL	3/4"	NO LEAD Brass Relief Valve.	
• HNKD75NL	3/4"	NO LEAD Brass No Kink Boiler Drain	



IPS125SSFTUNL	CICS125SSFTU	Stainless Steel	4"
• CICS125SSFTU	1 1/4"	Stainless Steel Cross for FLEXCON "Flex-Lite", WELLMATE tanks	
• 9013FSG2	30/50	Pressure Switch.	
• SS80-1/4 x 3	Stainless Steel Nipple.		
• EIPG1002-4LNL	100lb.	NO LEAD Brass Pressure Gauge.	
• IRV75SS	3/4"	Stainless Steel Relief Valve.	
• IHBB75SS	3/4"	Stainless Steel Hose bibb	
• HTST60-1/2SS	1/2" x 60"	Stainless Steel PTFE Tape	



IPS125BSUENL	CICS125BSUENL	NO LEAD Brass	5 1/2"
IPS125BSUENL 40/60 CICS125BSUENL NO LEAD Brass 5 1/2"			
• CICS125BSUENL	1 1/4"	Short Cast NO LEAD Brass Cross w/ union	
• 9013FSG2	30/50 or 40/60	Pressure Switch.	
• B80-1/4 x 3	Brass Nipple.		
• EIPG1002-4LNL	100lb.	NO LEAD Brass Pressure Gauge.	
• IRV75NL	3/4"	NO LEAD Brass Relief Valve.	
• HNKD75NL	3/4"	NO LEAD Brass No Kink Boiler Drain	



IPS125SSUNL	CICS125SSU	Stainless Steel	5 1/2"
• CICS125SSU	1 1/4"	Short Cast Stainless Steel Tank Cross w/ union	
• 9013FSG2	30/50	Pressure Switch.	
• SS80-1/4x3	Stainless Steel Nipple.		
• EIPG1002-4LNL	100lb	No Lead Pressure Gauge.	
• IRV75SS	3/4"	Stainless Steel Relief Valve.	
• IHBB75SS	3/4"	Stainless Steel Hose Bibb.	
• HTST60-1/2SS	1/2" x 60"	Stainless Steel PTFE Tape	



IP125PRNL	CIC125	PVC	4 1/4"
• CIC125	1-1/4"	Short PVC Safety Cross.	
• 9013FSG2	30/50	Pressure Switch.	
• 1/4 x 3	Schedule 80 PVC Nipple.		
• EIPG1002-4LNL	100lb	NO LEAD Pressure Gauge.	
• IRV50NL	1/2"	NO LEAD Brass Relief Valve.	
• HNKD75NL	3/4"	NO LEAD Brass No Kink Boiler Drain	





# Tank Installation Package Underground



## Underground Tank Installation Package Features:

- Includes components needed to complete the installation of underground (buried) well tanks.

## NO LEAD Parts include:

- 9013FSG2 40/60 Square D pressure switch
- PT800TNL 1" NO LEAD bronze pitless adapter
- EIPG1002-4LNL NO LEAD 0-100 psi, steel case, pressure gauge
- 1/4x3 PVC Sch 80 nipple
- 6204 (2) Ideal SS hose clamps
- NLBT1/4 1/4" NO LEAD brass tee
- VT129HB-4-2N Nylon EII 1/4" hose barb x 1/8" mip
- SW019 4 feet 1/4" x 1/2" OD red rubber hose
- 146-1899N 1/4" Nylon male insert adapter (mpt x hose barb)



## Part Number

IP100UGNL 40/60